

MACHOS DE MÁQUINA DE LAMINACIÓN

TARAUDS MACHINE A REFOULER / ROLL MACHINE TAPS

2131

HSSE DIN 371

M
DIN 13

Form.
C



Tol.
6HX



AlCrN

Aceros 400 - 800 N/mm²

Aciers / Steel


F 1100
N/mm²

Aplicaciones / Applications



Ø x P mm	€	L mm	I mm	∇ mm	d mm
M3 x 0,50		56	10	2,70	3,5
M4 x 0,70		63	7	3,40	4,5
M5 x 0,80		70	8	4,90	6,0

Ø x P mm	€	L mm	I mm	∇ mm	d mm
M6 x 1,00		80	10	4,90	6,0
M8 x 1,25		90	13	6,20	8,0
M10 x 1,50		100	15	8,00	10,0



2130

HSSE DIN 376

M
DIN 13

Form.
C



Tol.
6HX




AlCrN

Aceros 400 - 800 N/mm²

Aciers / Steel

F 1100
N/mm²

Aplicaciones / Applications



Ø x P mm	€	L mm	I mm	∇ mm	d mm
M12 x 1,75		110	24	7,00	9,0
M14 x 2,00		110	26	9,00	11,0

Ø x P mm	€	L mm	I mm	∇ mm	d mm
M16 x 2,00		110	27	9,00	12,0

MACHOS DE MÁQUINA DE LAMINACIÓN

TARAUDS MACHINE A REFOULER / ROLL MACHINE TAPS

2188 HSSE DIN 371

M
DIN 13

Form.
C



Tol.
6HX



R
TIN

Aceros 800 - 1100 N/mm²

Aciers / Steel **inox**

Aplicaciones / Applications



Ø x P mm	€	L mm	I mm	∠ mm	d mm
M3 x 0,50		56	10	2,70	3,5
M4 x 0,70		63	7	3,40	4,5
M5 x 0,80		70	8	4,90	6,0

Ø x P mm	€	L mm	I mm	∠ mm	d mm
M6 x 1,00		80	10	4,90	6,0
M8 x 1,25		90	13	6,20	8,0
M10 x 1,50		100	15	8,00	10,0

2187 HSSE DIN 376

M
DIN 13

Form.
C



Tol.
6HX


D

TIN

Aceros 800 - 1100 N/mm²

Aciers / Steel **inox**

Aplicaciones / Applications



Ø x P mm	€	L mm	I mm	∠ mm	d mm
M12 x 1,75		110	24	7,00	9,0
M14 x 2,00		110	26	9,00	11,0

Ø x P mm	€	L mm	I mm	∠ mm	d mm
M16 x 2,00		110	27	9,00	12,0

MACHOS DE MÁQUINA DE LAMINACIÓN

TARAUDS MACHINE A REFOULER / ROLL MACHINE TAPS

2198

HSSE DIN 371

in!

M
DIN 13

Form.
C



Tol.
6HX



AlCrN

Aceros 400 - 800 N/mm²

Aciers / Steel


F 1100
N/mm²

Aplicaciones / Applications



Ø x P mm	€	L mm	I mm	∠ mm	d mm
M3 x 0,50		56	10	2,70	3,5
M4 x 0,70		63	7	3,40	4,5
M5 x 0,80		70	8	4,90	6,0

Ø x P mm	€	L mm	I mm	∠ mm	d mm
M6 x 1,00		80	10	4,90	6,0
M8 x 1,25		90	13	6,20	8,0
M10 x 1,50		100	15	8,00	10,0



2197

HSSE DIN 376

in!

M
DIN 13

Form.
C



Tol.
6HX



AlCrN

Aceros 400 - 800 N/mm²

Aciers / Steel

F 1100
N/mm²

Aplicaciones / Applications



Ø x P mm	€	L mm	I mm	∠ mm	d mm
M12 x 1,75		110	24	7,00	9,0
M14 x 2,00		110	26	9,00	11,0

Ø x P mm	€	L mm	I mm	∠ mm	d mm
M16 x 2,00		110	27	9,00	12,0

MACHOS DE MÁQUINA DE LAMINACIÓN

TARAUDS MACHINE A REFOULER / ROLL MACHINE TAPS

2214

HSSE DIN 371



M
DIN 13

Form.
C




Tol.
6HX



Aceros 800 - 1100 N/mm²

Aciers / Steel inox

Aplicaciones / Applications



Ø x P mm	€	L mm	I mm	∠ mm	d mm
M3 x 0,50		56	10	2,70	3,5
M4 x 0,70		63	7	3,40	4,5
M5 x 0,80		70	8	4,90	6,0

Ø x P mm	€	L mm	I mm	∠ mm	d mm
M6 x 1,00		80	10	4,90	6,0
M8 x 1,25		90	13	6,20	8,0
M10 x 1,50		100	15	8,00	10,0

2213

HSSE DIN 376



M
DIN 13

Form.
C




Tol.
6HX



Aceros 800 - 1100 N/mm²

Aciers / Steel inox

Aplicaciones / Applications



Ø x P mm	€	L mm	I mm	∠ mm	d mm
M12 x 1,75		110	24	7,00	9,0
M14 x 2,00		110	26	9,00	11,0

Ø x P mm	€	L mm	I mm	∠ mm	d mm
M16 x 2,00		110	27	9,00	12,0

MACHOS DE MÁQUINA DE LAMINACIÓN

TARAUDS MACHINE A REFOULER / ROLL MACHINE TAPS

2200 **HSSE DIN 371** **in!**

M DIN 13 Form. C Tol. 6GX R AlCrN


Aceros 400 - 800 N/mm² Aciers / Steel F 1100 N/mm²

Aplicaciones / Applications



Ø x P mm	€	L mm	l mm	∇ mm	d mm
M3 x 0,50		56	10	2,70	3,5
M4 x 0,70		63	7	3,40	4,5
M5 x 0,80		70	8	4,90	6,0

Ø x P mm	€	L mm	l mm	∇ mm	d mm
M6 x 1,00		80	10	4,90	6,0
M8 x 1,25		90	13	6,20	8,0
M10 x 1,50		100	15	8,00	10,0




2201 **HSSE DIN 376** **in!**

M DIN 13 Form. C Tol. 6GX D AlCrN

Aceros 400 - 800 N/mm² Aciers / Steel F 1100 N/mm²

Aplicaciones / Applications



Ø x P mm	€	L mm	l mm	∇ mm	d mm
M12 x 1,75	,	110	24	7,00	9,0

MACHOS DE MÁQUINA DE LAMINACIÓN

TARAUDS MACHINE A REFOULER / ROLL MACHINE TAPS

2216

HSSE DIN 371

in!

M
DIN 13

Form.
C



Tol.
6GX



TIN

Aceros 800 - 1100 N/mm²

Aciers / Steel **inox**

Aplicaciones / Applications



Ø x P mm	€	L mm	I mm	∠ mm	d mm
M3 x 0,50		56	10	2,70	3,5
M4 x 0,70		63	7	3,40	4,5
M5 x 0,80		70	8	4,90	6,0

Ø x P mm	€	L mm	I mm	∠ mm	d mm
M6 x 1,00		80	10	4,90	6,0
M8 x 1,25		90	13	6,20	8,0
M10 x 1,50		100	15	8,00	10,0

2215

HSSE DIN 376

in!

M
DIN 13

Form.
C



Tol.
6GX



TIN

Aceros 800 - 1100 N/mm²

Aciers / Steel **inox**

Aplicaciones / Applications



Ø x P mm	€	L mm	I mm	∠ mm	d mm
M12 x 1,75		110	24	7,00	9,0

MACHOS DE MÁQUINA DE LAMINACIÓN

TARAUDS MACHINE A REFOULER / ROLL MACHINE TAPS

2202 **HSSE DIN 371** **in!**

M Form. Tol. R A1CrN
DIN 13 C 6GX


Aceros 400 - 800 N/mm² Aciers / Steel F 1100 N/mm²

Aplicaciones / Applications



Ø x P mm	€	L mm	I mm	mm	d mm
M3 x 0,50		56	10	2,70	3,5
M4 x 0,70		63	7	3,40	4,5
M5 x 0,80		70	8	4,90	6,0

Ø x P mm	€	L mm	I mm	mm	d mm
M6 x 1,00		80	10	4,90	6,0
M8 x 1,25		90	13	6,20	8,0
M10 x 1,50		100	15	8,00	10,0




2203 **HSSE DIN 376** **in!**

M Form. Tol. D A1CrN
DIN 13 C 6GX

Aceros 400 - 800 N/mm² Aciers / Steel F 1100 N/mm²

Aplicaciones / Applications



Ø x P mm	€	L mm	I mm	mm	d mm
M12 x 1,75		110	24	7,00	9,0

MACHOS DE MÁQUINA DE LAMINACIÓN

TARAUDS MACHINE A REFOULER / ROLL MACHINE TAPS

2218

HSSE DIN 371

in!

M
DIN 13

Form.
C



Tol.
6GX



TIN

Aceros 800 - 1100 N/mm²

Aciers / Steel **inox**

Aplicaciones / Applications



Ø x P mm	€	L mm	I mm	∠ mm	d mm
M3 x 0,50		56	10	2,70	3,5
M4 x 0,70		63	7	3,40	4,5
M5 x 0,80		70	8	4,90	6,0

Ø x P mm	€	L mm	I mm	∠ mm	d mm
M6 x 1,00		80	10	4,90	6,0
M8 x 1,25		90	13	6,20	8,0
M10 x 1,50		100	15	8,00	10,0

2217

HSSE DIN 376

in!

M
DIN 13

Form.
C



Tol.
6GX




TIN

Aceros 800 - 1100 N/mm²

Aciers / Steel **inox**

Aplicaciones / Applications



Ø x P mm	€	L mm	I mm	∠ mm	d mm
M12 x 1,75		110	24	7,00	9,0